

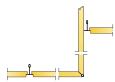
ECOPHON FOCUS™ FIXIFORM E

Ecophon Focus™ Fixiform E creates distinct transitions between different levels of ceiling to accommodate various ceiling service installations or to add shape and structure to the room. Tiles are delivered flat and folded to 90 degrees on site before installation.




Ecophon Focus™ Fixiform E


SYSTEM RANGE



Size, mm	1200x600
T24	•
Thickness (THK)	20
Inst. Diagr.	M276




Focus Fixiform panel



Detail of Focus Fixiform system fold



Focus Fixiform E system



Focus Fixiform E system upper level

TYPE OF APPLICATION

- Healthcare
- Education
- Office



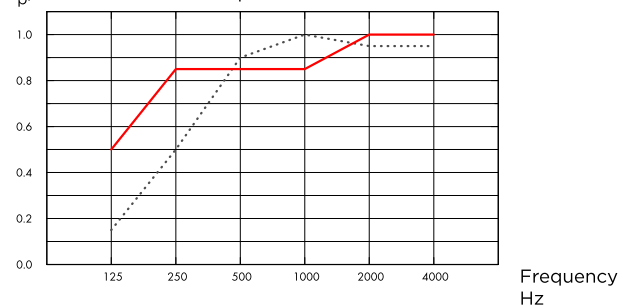
ACOUSTIC

Acoustic values corresponding to a flat ceiling.

Sound Absorption

Test results according to EN ISO 354. Classification according to EN ISO 11654, and the single value ratings for Noise Reduction Coefficient, NRC and Sound Absorption Average, SAA according to ASTM C 423.

α_p , Practical sound absorption coefficient



- Focus Fixiform E 20 mm, 60 mm o.d.s.
 - Focus Fixiform E 20 mm, 200 mm o.d.s.
- o.d.s = overall depth of system

THK mm	o.d.s. mm	α_p , Practical sound absorption coefficient						α_w	Sound absorption class
		125 Hz	250 Hz	500 Hz	1000 Hz	2000 Hz	4000 Hz		
20	60	0.15	0.50	0.90	1.00	0.95	0.95	0.80	B
20	200	0.50	0.85	0.85	0.85	1.00	1.00	0.90	A

THK mm	D_{nfw}	CAC dB
20	24	25

Weighted normalized flanking level difference, ISO 10848-2
Ceiling Attenuation Class, ASTM 1414, ASTM E413



INDOOR AIR QUALITY

Certificate / Label	
Eurofins Indoor Air Comfort*	IAC Gold
French VOC	A+



CIRCULARITY

Minimum post-consumer recycled content	57%
Recyclability	Fully recyclable



FIRE SAFETY

The glass wool core of the tiles is tested and classified as non-combustible according to EN ISO 1182.

Country	Fire standard	Class
Europe	EN 13501-1	A2-s1,d0



HUMIDITY RESISTANCE

Class C, relative humidity 95% and 30°C, according to EN 13964:2014



VISUAL APPEARANCE

White Frost, nearest NCS colour sample S 0500-N, 85% light reflectance. Gloss < 1.



CLEANABILITY

Daily dusting and vacuum cleaning. Weekly wet wiping.



ACCESSIBILITY

The panels are demountable via adjacent flat ceiling tiles.



INSTALLATION

Installed according to installation diagrams, installation guides and drawing aid. Focus Fixiform E is supplied with all necessary installation accessories.



PACKAGING INFORMATION

Information is indicative and subject to change.

	Edge	Panels / crt
1200x600x20	Ds/E	10



SYSTEM WEIGHT

Weight information is indicative and subject to variation.

	kg/m ²
Focus Fixiform E	2,4
Focus Fixiform E + Connect grid system	3,3



MECHANICAL PROPERTIES

Additional live load has to be fixed to the soffit.



CE

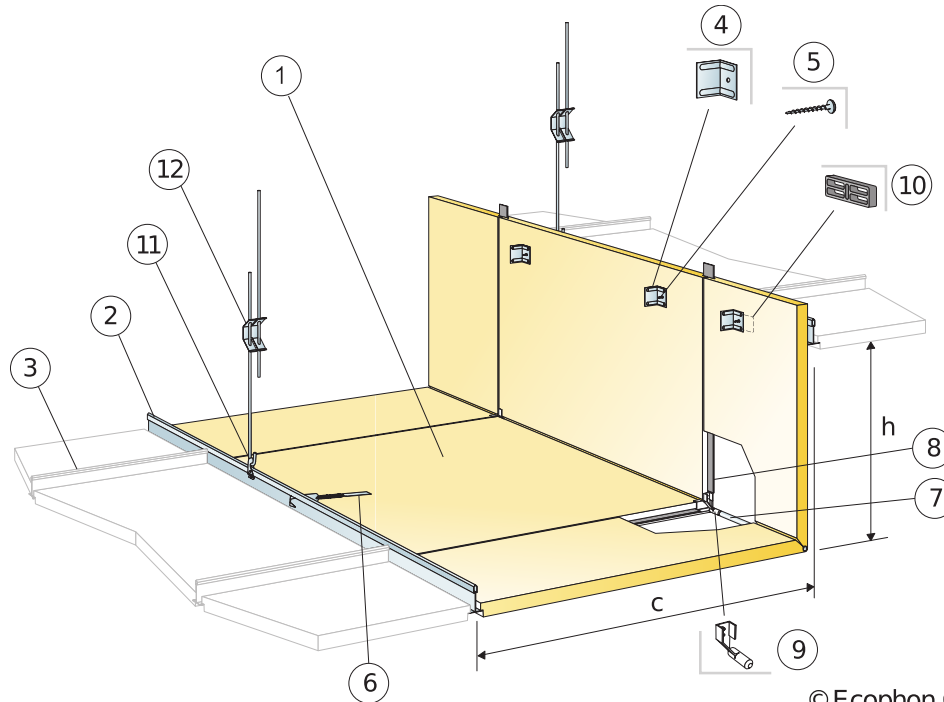
Ecophon ceiling systems are CE marked according to the European harmonized standard EN13964:2014. CE marked construction products are covered by a Declaration of Performance (DOP) which enables customers and users to easily compare performance of products available on the European market.

COLOURS AND DESIGN

Akutex™ FT

White Frost	Moonlight sky	Highland fog	Sunset heat	Ocean storm	Morning drizzle	Peach rose
Goji berry	Scallop shells	Fresh clover	Sage garden	Eucalyptus leaf	Summer forest	Golden field
Ruby rock	Wet sand	Silent steam	Dark diamond	Cloudy day	Volcanic ash	Silver stone
Silk slate						

90 degree level change

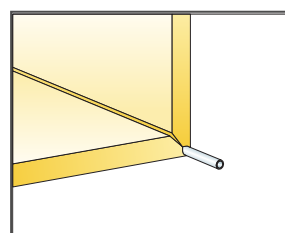
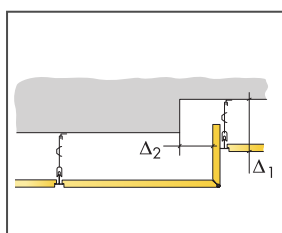


© Ecophon Group

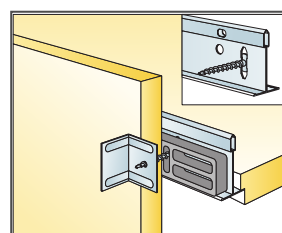
Installation diagram (M276) for Ecophon Focus Fixiform E

Quantity specification (excl. wastage)

		Size, mm
		1200x600
1	Focus Fixiform E (kit)	as required
2	Connect T24 Main runner	1,8m/m ²
3	Connect T24 Cross tee (adjacent ceiling)	as required
4	Angle Bracket Fixiform (included in Fixiform kit)	-
5	Absorber screw metal 50 (included in Fixiform kit)	-
6	Connect Hook (included in Fixiform kit)	-
7	Reinforcement rod (included in Fixiform kit)	-
8	Connect F Spline (included in Fixiform kit)	-
9	Plug for reinforcement rod (included in Fixiform kit)	-
10	Distance (included in Fixiform kit)	-
11	Connect Hanger clip	1pcs/hanger
12	Connect Adjustable hanger, installed at 600 mm centres at the level change	1,4/m ²
Δ Min. overall depth of system: Δ1=160 mm and Δ2=80 mm from upper level		
δ Min. demounting depth: Individual ceiling tiles are non-demountable		
Dimension: c=600 mm, h<530 mm		



The fold is reinforced by a rod



Upper level connection to Main runner

Size, mm	Max live load (N)	Min load bearing capacity (N)
1200x600x20	0	160

Live load/load bearing capacity